Central Hill Campus Parking Study

Presented by

Elizabeth Flanagan

Prepared by

Howard Stein Hudson

Thursday, August 15, 2019

Winter Hill Community School

HOWARD STEIN HUDSON

Engineers + Planners

Agenda

- Introduction and Project Background
- Parking Study Results

Study Area

Campus buildings
Study Area
Campus parking lots
Focus Area
On-Street (Residential)
On-Street (Arterial)
RICHDALE AVE
HOWE ST
STICKNEY AVE
MARSHALL ST
HIGHLAND AVE
SYCAMORE ST
MONTROSE ST
MADISON ST
CENTRAL ST
City Hall
High School
PEARL ST
OXFORD ST
PRESCOTT ST
PUTNAM ST
VINAL AVE
Library
MEDFORD ST
BERKELEY ST
AVON ST
GRAND VIEW AVE
PLEASANT AVE
WALNUT ST
SCHOOL ST
SUMMER ST
SUMMIT AVE
SOMERVILLE AVE

Occupancy and Permit Counts

- **Counts conducted at the following times:**
  - 6:00 a.m. – 7:30 a.m.
  - 9:00 a.m. – 12:00 p.m.
  - 6:30 p.m. – 8:30 p.m.
- **On the following days:**
  - Tuesday, May 8th
  - Monday, May 14th
  - Tuesday, May 15th *(no p.m. counts due to weather)
  - Thursday, May 17th
  - Tuesday, May 22nd (p.m. counts only)
  - Thursday, May 24th (p.m. counts only)
- **Additional collections on Parents Night and during Snow Emergency**

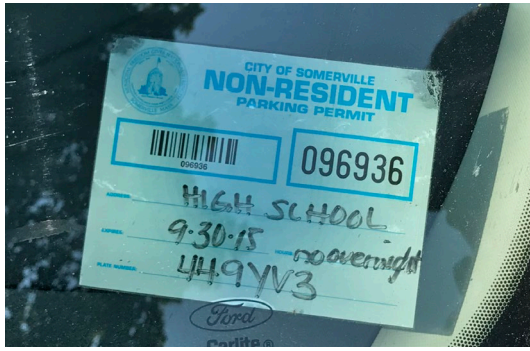

Rapid Collection – Study Area

Engineers + Planners

Rapid Occupancy Counts

- **Half hour intervals**

- **a.m. rapid counts**
  - Monday, May 14th
  - Tuesday, May 15th
  - Thursday, May 17th

- **p.m. rapid counts**
  - Thursday, May 24th (Evening of Song)
  - Thursday, September 13th (Parents' Night)

Agenda

- Introduction and Project Background
- Parking Study Results

Parking Study Results

- **Typical Conditions**

- **Constrained Conditions**
  - Street Sweeping
  - Evening Events
  - Snow Emergency
  - Construction

Parking Study Results

- **Typical Conditions**

- **Constrained Conditions**
  - Street Sweeping
  - Evening Events
  - Snow Emergency
  - Construction

Highest Demand by Time of Day

	8-May	14-May	15-May	17-May	22-May	24-May
	Tues	Mon	Tues	Thurs	Tues	Thurs
Morning Occupancy	68%	70%	66%	66%	-	
Midday Occupancy	66%	64%	66%	61%	-	-
Evening Occupancy	65%	76%	-	72%	79%	68%

- **Morning**
  - May 14th (Monday) saw the highest morning occupancy – *70% of existing supply*
  - *Zone 2 Street Sweeping (loss of 316 spaces)*
- **Midday**
  - May 8th (Tuesday)/May 15th (Tuesday) saw the highest midday occupancy – *66% of existing supply*
- **Evening**
  - May 22nd (Tuesday) saw the highest evening occupancy – *79% of existing supply*
  - *Evening event (Highland Awards Night)*

HOWARD STEIN HUDSON

Overall Occupancy Trends

- Occupancy for full study area never exceeded 80%
- Parking is most densely filled in areas closest to the Central Hill Campus
- The northwest and southeast quadrants consistently had the highest on-street occupancy

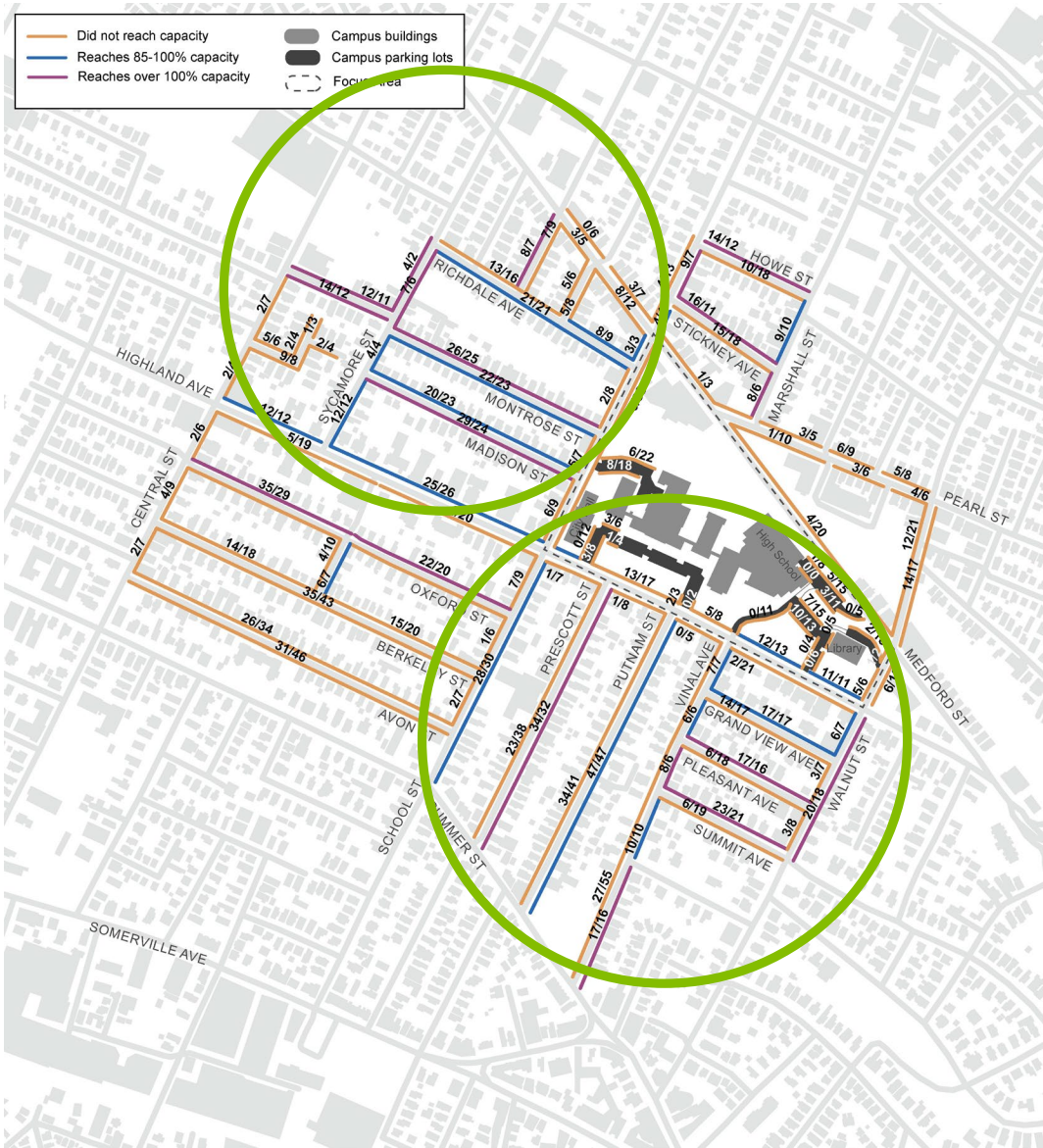

Turnover

- **Late morning has the highest occupancy as residents leave for work and employees/students arrive**

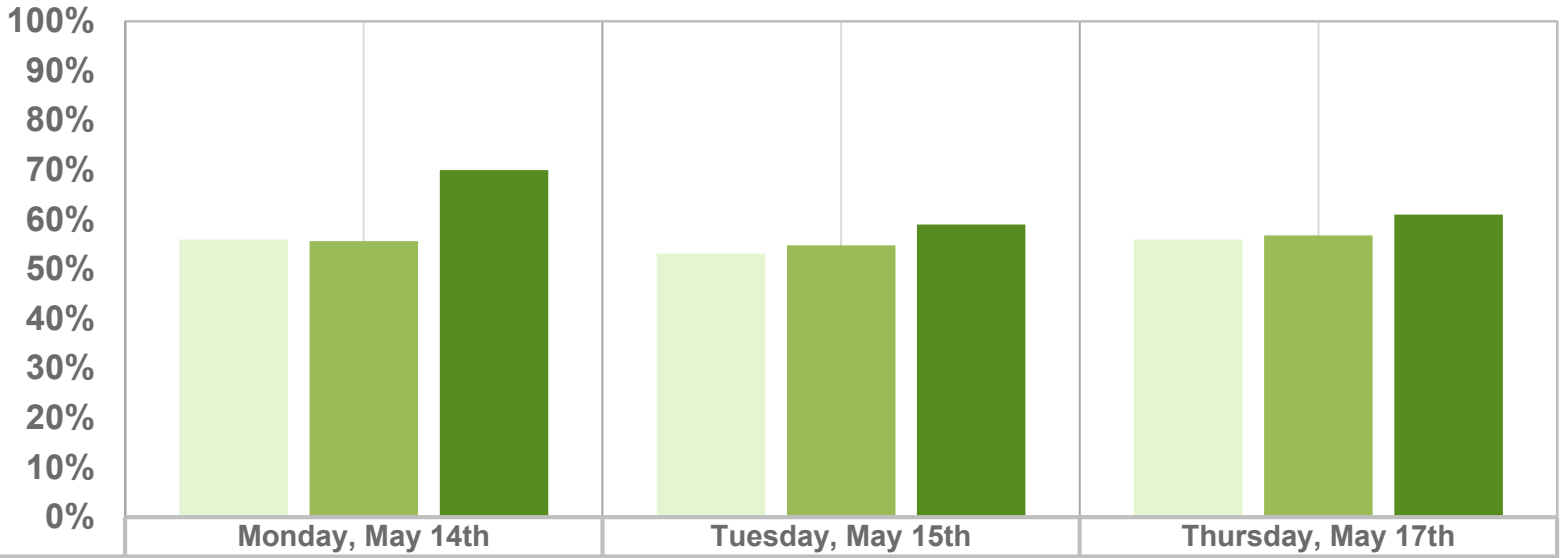

	Monday, May 14th	Tuesday, May 15th	Thursday, May 17th
7:30 a.m.	56%	53%	56%
8:00 a.m.	56%	55%	57%
8:30 a.m.	70%	59%	61%

HOWARD STEIN HUDSON

Parking Study Results

- Typical Conditions

- **Constrained Conditions**
  - Street Sweeping
  - Evening Events
  - Snow Emergency
  - Construction

Street Sweeping –
Estimated Temporary Reduction of Spaces

Engineers + Planners

Evening Events

Engineers + Planners

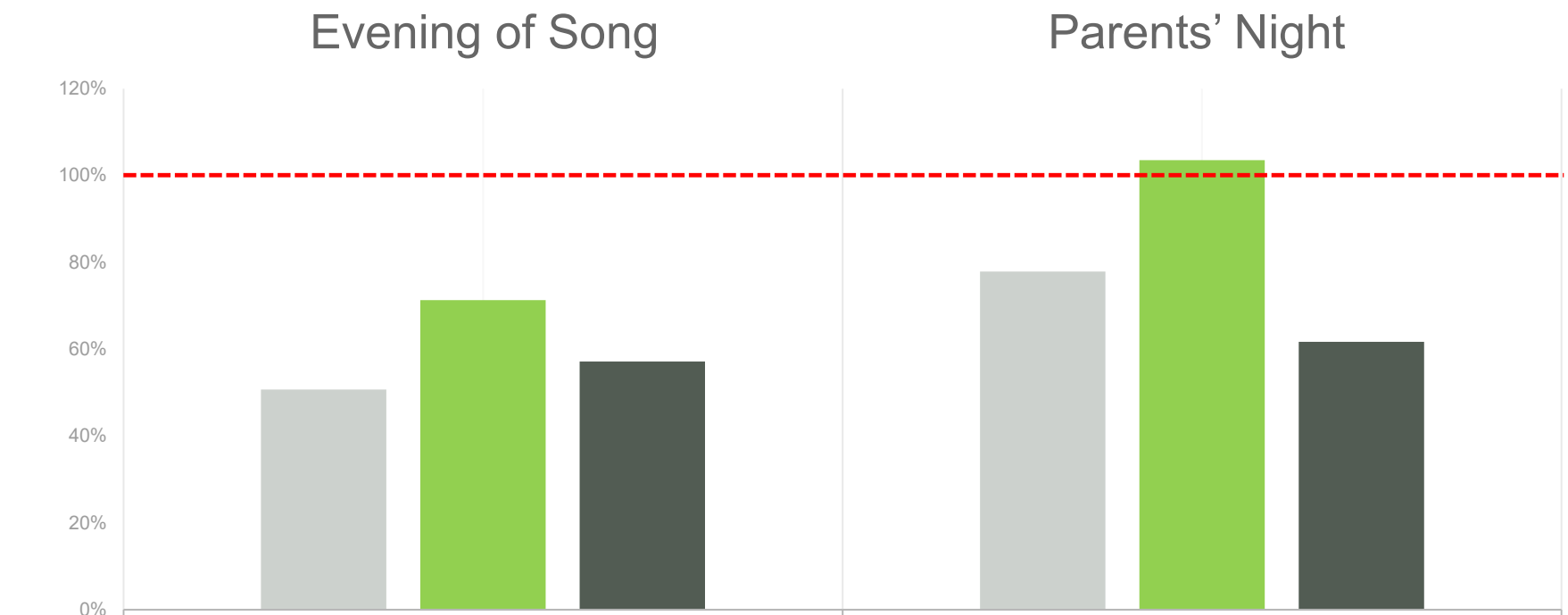

	Thursday, May 24th	Thursday, September 13th
5:30 p.m.	51%	78%
6:45 p.m.	71%	104%
8:00 p.m.	57%	62%

HOWARD STEIN HUDSON

Snow Emergency

Occupancy			
	Temporary Reduction of Spaces Due to Snow	On-Street	On-Street %
Average Midday May 8, 12, 14, and 15, 2018	-	878/1449	61%
Snow Emergency Wednesday, March 6, 2019	-150	790/1299	61%
Snow Emergency Thursday, March 7, 2019	-125	779/1324	59%

Construction Impacts –
Example of Parking Reallocation

Engineers + Planners

- Supply: Post Construction Condition
- Demand: Based on May 22nd p.m. observations

Construction Impacts

Morning. - May 14, 2018 base	
	Overall Percent Occupancy
Existing Condition (Constrained Condition Observed)	70%
Post Construction Typical Condition	73%
Post Construction Constrained Condition	92%

Construction Impacts

Midday - May 15, 2018 base	
	Overall Percent Occupancy
Existing Condition	66%
Post Construction Typical Condition	70%
Post Construction Constrained Conditions	89%

Construction Impacts

Evening - May 22, 2018 base	
	Overall Percent Occupancy
Existing Condition (Constrained Condition Observed)	79%
Post Construction Typical Condition	84%
Post Construction Constrained Condition	92%

Summary of Findings

- **There was little observed spillover of Campus permitted vehicles parking on-street**

- **Second and fourth Mondays are most impacted by street sweeping**
  - Zone 3 Highland Avenue from 12 a.m. to 6 a.m.
  - Zone 2 from 8 a.m. to 12 p.m.

Summary of Findings

- Evenings had the highest occupancy
- Parking system can handle “typical” events, but major events like a Parents’ Night pose a challenge
- On-street supply can absorb the loss of Campus off-street spaces but will face challenges during constrained conditions
- Mitigation should focus on Campus users directly and encouraging turnover in the evenings

Questions?

HOWARD STEIN HUDSON

Engineers + Planners