


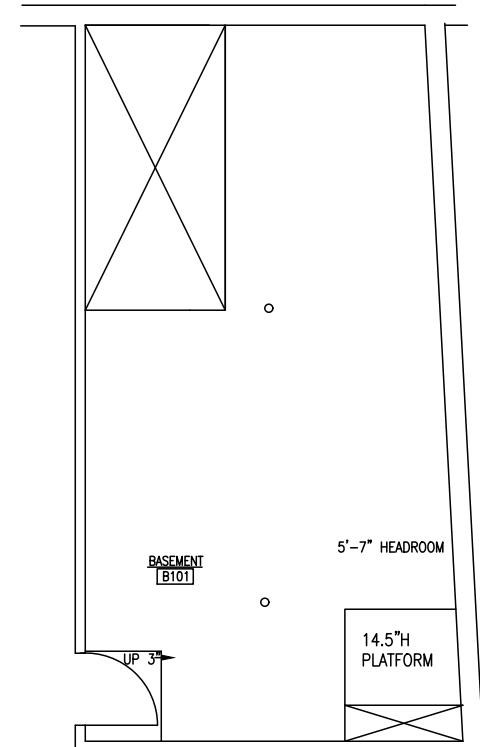


**1 PROPOSED FLOOR PLAN**  
SCALE: 1/8"=1'-0"

**WALL LEGEND**

-  — EXISTING WALL TO REMAIN
-  — NEW WALL
-  — WALL TO BE DEMOLISHED



**2 BASEMENT PLAN**  
SCALE: 1/8"=1'-0"

**M. CHASE DESIGN, L.L.C.**  
 MARC CHASE  
 172 LONG HILL ROAD  
 WEST BROOKFIELD, MA 01585  
 marc@mchasedesign.com  
 Tel: 508-450-2131

---

**SOMERVILLE FAMILY DENTAL**  
 SITE: 365 & 369 SOMERVILLE AVE.  
 SOMERVILLE, MA

---

DRAWN BY: M. CHASE	DATE: 5-26-20
SQ. FT. 1724	