

# What is a HAWK Signal?



“HAWK” stands for **H**igh-intensity **A**ctivated cross**W**alk, which is a new type of traffic signal found in Somerville and the greater **B**oston region. It is intended to make crossing the street safer for pedestrians without forcing drivers to stop when there isn’t anyone in the crosswalk. See the diagram below for instructions on how to use a HAWK signal as a driver and a pedestrian.




**Drivers:**

1




Proceed with Caution

2




Slow Down

3



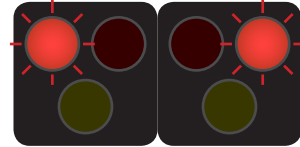
Prepare To Stop

4




Stop!

5



Stop! Proceed with Caution if Clear

6



Proceed if Clear



**Pedestrians:**



Push the Cross Button



Wait



Wait



Start Crossing



Finish Crossing



Push the Cross Button





# Transportation Safety Tip



## DOORS ARE DANGEROUS

Vehicle doors pose a very serious threat to people biking. Look before opening a car door — it could save someone's life.

**People driving or riding in cars, trucks, taxis, or any other motor vehicle with a door:**

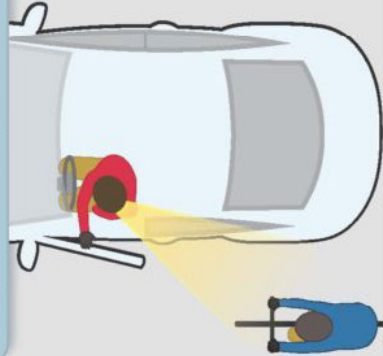
1 Check your rear-view mirror.



2 Check your side-view mirror.



3 Open the door with your far hand. The "Dutch Reach" forces your body to turn, making it a habit to look for bicyclists.



**People biking** should ride outside of the "door zone"

**People biking** should ride at least 3 feet from parked cars to avoid doors, on streets **with** and **without** bike lanes.

