

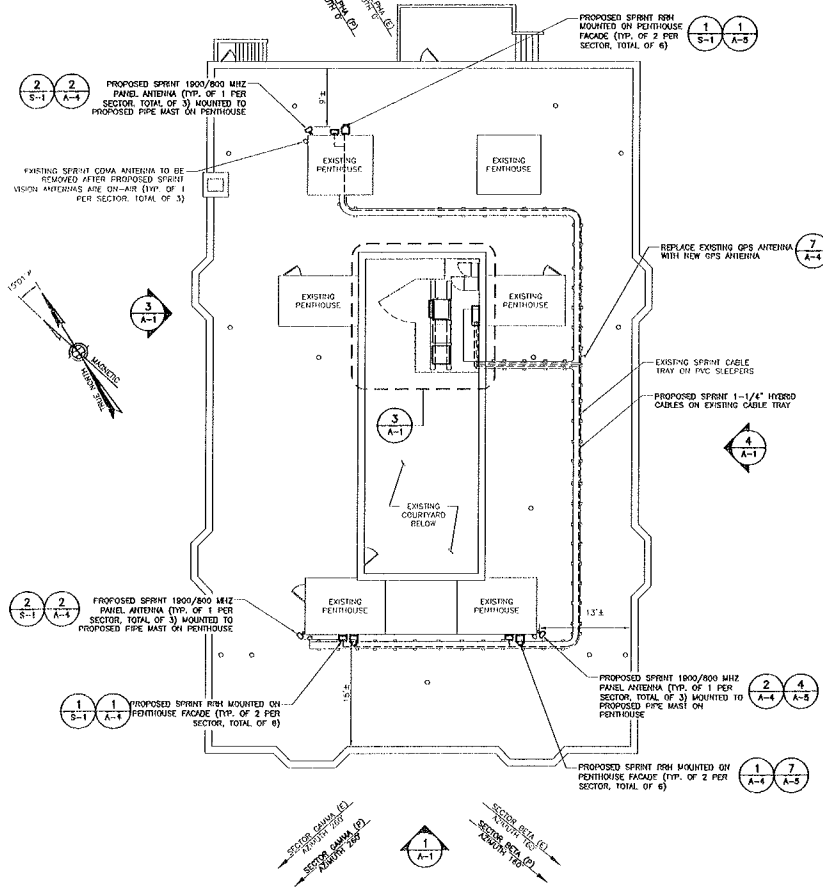
RECEIVED
S.P.C.D. AND
PLANNING DEPT.

2012 AUG 17 AM 8:30

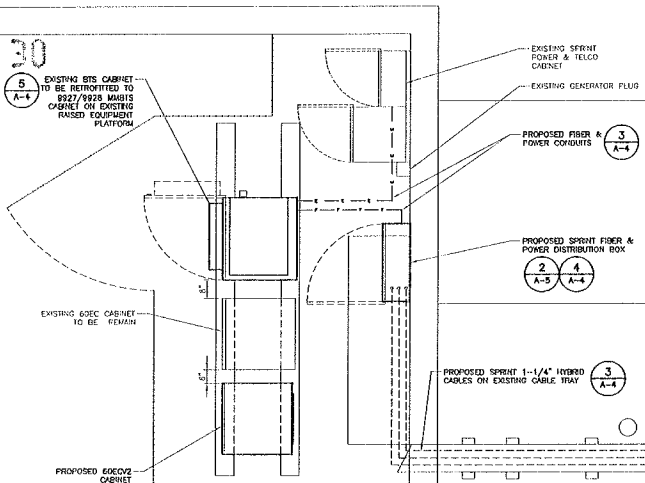
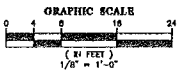
NAME	SIGNATURE	DATE
SHE GAZER/ALANLORD		

STRUCTURAL ASSESSMENT PREPARED BY EBI CONSULTING, ENTITLED STRUCTURAL ASSESSMENT REVISION DATED FEBRUARY 9, 2012.
STRUCTURAL ANALYSIS PREPARED BY EBI CONSULTING, ENTITLED STRUCTURAL ANALYSIS DATED FEBRUARY 10, 2012.

ANTENNA NOTE:
PAINT PROPOSED ANTENNAS, ALL MOUNTING HARDWARE, REMOVE RADIO HEADS, & ANTENNA CABLE JOINTERS TO MATCH EXISTING BUILDING FENESTRAE.
HYBRID CABLE NOTE:
NEW HYBRID CABLES TO BE SECURED TEMPORARILY, THEN PERMANENTLY ATTACHED UPON REMOVAL OF EXISTING COAX CABLES.



ROOFTOP PLAN
SCALE: 1/8" = 1'-0"




EQUIPMENT LAYOUT
SCALE: 1/2" = 1'-0"



EQUIPMENT CABINET LAYOUT
EXISTING CABINET COUNT: 2
PROPOSED CABINET COUNT: 3

EBI CONSULTING
21 B Street
Burlington, MA 01803
Tel: 781.273.2500
Fax: 781.273.3311
www.ebiconsulting.com



Daniel V. Doherty
ENGINEER STAMP/SIGNATURE

PREPARED FOR:
Sprint
VISION
1 INTERNATIONAL BLVD, SUITE 820
BOSTON, MA 02186
PHONE: (603) 337-7641

PROJECT COORDINATION & MANAGEMENT:
Alcatel Lucent
1 ROBBER'S ROAD
WESTFORD, MA 01886
(978) 952-1600

THIS DOCUMENT IS THE DESIGN PROPERTY AND COPYRIGHT OF EBI CONSULTING, INC. AND FOR THE EXCLUSIVE USE BY THE TITLE CLIENT. ANY DUPLICATION OR USE WITHOUT EXPRESS WRITTEN CONSENT OF THE CREATOR IS STRICTLY PROHIBITED.
DRAWING SCALES NOTED ARE FOR 24"x36" SIZE PRINTED MEDIA ONLY. ALL OTHER PRINTED SIZES ARE DEEMED "NOT TO SCALE".

SUBMITTALS			
NO.	DATE	DESCRIPTION	BY
0	09/06/11	FOR CONSTRUCTION	SM
1	3/26/12	REVISED PER COMMENTS	MP
2	04/17/12	REVISED PER COMMENTS	KW
3	05/01/12	FINAL CD	JT
4	08/16/12	FINAL CD	SS/JT

EBI JOB NO: 81110245

SITE INFO:
331 BROADWAY
BS60XC010
331-333 BROADWAY
SOMERVILLE, MA 02143
MIDDLESEX COUNTY

SHEET TITLE:
ROOFTOP PLAN & EQUIPMENT LAYOUT

DRAWN BY: SM	SHEET NO: A-1
CHECKED BY: DD	
DATE: 09/06/11	