

ADDITION DINING AREA TO RESTAURANT
 BOSTON BURGER COMPANY
 37 DAVIS SQUARE
 SOMERVILLE, MA 02144



No.	Revision Date
	ARTHUR CHOO
	09-02-2010
	02-02-2011

Project No.
 Scale: 1" = 1/4"
 Date: 01-12-2011
 Drawn By: ANITINA NOZIERA
 12/11/2010

Proposed Name
 PROPOSED FIRST FLOOR PLAN RESTAURANT

Sheet No.

PLANS DENIED
Arthur Choo 3/8/11
 SIGNATURE DATE







A-1

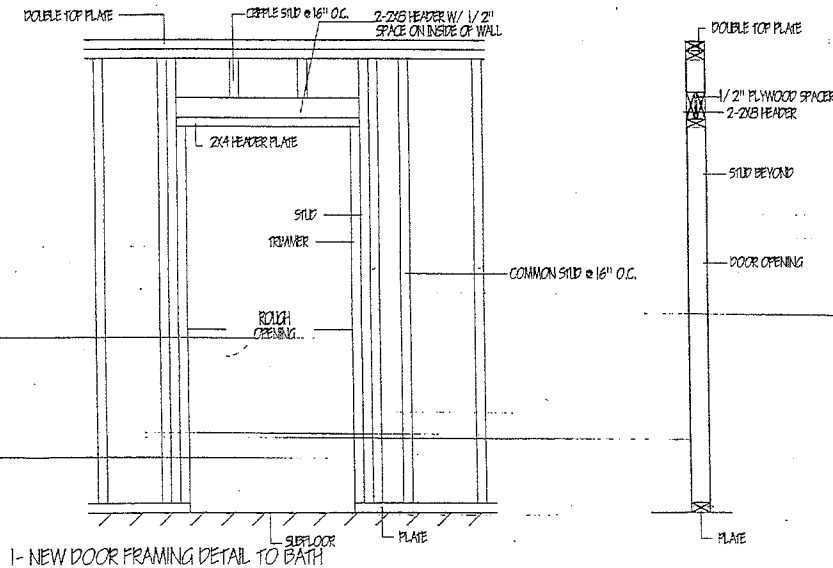
CODE SUMMARY

USE GROUP: B
 CONSTRUCTION TYPE: 3B
 EXISTING BUILDING: 2 STORIES + BASEMENT
 EXISTING RESTAURANT AREA 670 SF
 NEW ADDITION AREA 370 SF
 TOTAL AREA 1040 SF
 TOTAL OCCUPANCY 40 PEOPLE

NEW DINING AREA
 300 SF ± / BY 15 SF
 OCCUPANCY 20 ± PEOPLE
 CEILING HIGH 9'-2"

SYMBOLS

-  EXIT SIGN
-  EMERGENCY LIGHT
-  FIRE EXTINGUISHER
-  EXISTING AREA
-  EXISTING WALL
-  WALL TO DEMOLISH



GENERAL NOTES

1. THE CONTRACTOR IS RESPONSIBLE FOR OBTAINING AND PAYING FOR ALL PERMITS REQUIRED FOR THIS PROJECT.
2. THE CONTRACTOR IS SOLELY RESPONSIBLE FOR MEANS, METHODS, TECHNIQUES, SEQUENCING, SCHEDULING AND SAFETY FOR THIS PROJECT.
3. ALL WORK SHALL BE PERFORMED IN CONFORMANCE TO THE MASSACHUSETTS STATE BUILDING CODE AND ALL OTHER APPLICABLE CODES AND LAWS.
4. THE CONTRACTOR SHALL VISIT THE SITE AND BE THOROUGHLY ACQUAINTED WITH THE PROJECT PRIOR TO SUBMITTING A PRICE. ADDITIONAL MONEY WILL NOT BE GRANTED FOR WORK NOT CLARIFIED PRIOR TO BIDDING.
5. THE CONTRACTOR SHALL REPORT ANY DISCREPANCIES BETWEEN DRAWINGS SPECIFICATIONS OR FIELD CONDITIONS TO THE ARCHITECT IMMEDIATELY.
6. THE CONTRACTOR IS RESPONSIBLE FOR REPAIRING ANY WORK DAMAGED BY HIS FORCES WHILE PERFORMING THIS CONTRACT.
7. THE CONTRACTOR SHALL WARRANTEE HIS WORK FOR A PERIOD OF ONE YEAR FROM THE DATE OF FINAL COMPLETION.
8. ALL WORK SHALL COMPLY WITH THE COMMONWEALTH OF MASSACHUSETTS STATE BUILDING CODE, THE REQUIREMENTS OF THE OCCUPATIONAL SAFETY AND HEALTH STANDARDS AND ALL OTHER APPLICABLE REGULATION, LAWS, ORDINANCES, ETC. GOVERNING THIS WORK.

WOOD NOTES:

1. ALL LUMBER SHALL HAVE A MOISTURE CONTENT OF NOT MORE THAN 19%.
2. ALL FRAMING LUMBER SHALL BE #2 HEM-FIR, OR BETTER, HAVING A MINIMUM FB-1,200 PSI, FV-70 PSI, E-1,300,000 PSI.
3. ALL L.V.L. LUMBER DENOTED ON PLANS SHALL HAVE A MINIMUM: AND NOT MORE THAN 8'-0" O.C.
4. ALL JOIST SPANS SHALL HAVE ONE ROW OF 1" X 3" CROSS BRIDGING AT MID SPAN AND NOT MORE THAN 8'-0" O.C.
5. ALL STUD BEARING WALLS SHALL HAVE ONE ROW OF 2X HORIZONTAL BLOCKING AT 1/2 STUD HEIGHT, AND NOT MORE THAN 6'-0" O.C. MAXIMUM.
6. PROVIDE AND INSTALL ALL NECESSARY TIMBER CONNECTORS WITH ADEQUATE STRENGTH.
7. PROVIDE DOUBLE JOIST BELOW PARTITIONS PARALLEL TO JOIST FRAMING.
8. PROVIDE SOLID BRIDGING BELOW PARTITIONS PERPENDICULAR TO JOIST FRAMING.
9. PROVIDE SOLID BRIDGING BETWEEN JOIST FRAMING MEMBERS WHEN BEARING ON STUD PARTITIONS OR BEAMS.
10. PROVIDE A CONTINUOUS BAND JOIST AT EXTERIOR STUD WALLS.
11. PROVIDE DIAGONAL METAL STRAP BRACING AT ALL CORNERS AND WALL INTERSECTIONS, AT THE INSIDE FACE OF STUDS, FROM TOP PLATE TO FLOOR PLATE AT 45°, SIMPSON TYPE "CWB1", OR EQUAL.
12. ALL BUILT-UP BEAMS SHALL BE BOLTED WITH 1/2" DIAMETER BOLTS, MEETING A307 STANDARDS, OR, AS NOTED ON DRAWINGS.

ADDITION DINING TO RESTAURANT
 BOSTON BURGER COMPANY
 37 DAVIS SQUARE
 SOMERVILLE, MA 02144




No.	Revision Date
	ARTHUR CHOO

Project No.
 Scale: NOT SCALE
 Date: 02-02-2011
 Drawn By: ANITREA NOQUELA
 TO BE RE-CHECKED

Drawing Name

GENERAL NOTES

Sheet No. A

PLANS DENIED

 SIGNATURE
 3/8/11
 DATE